

Manual injector valve kit 6 port, 2 position

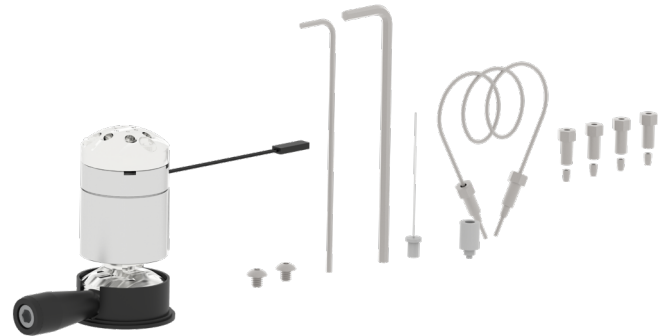
VM06021SSPKPI0700-KIT

Including

- Manual injector valve
- Mounting screws
- 20 µL stainless steel sample loop assy for 483 bar (7,000 psi)
- 22 Ga. syringe needle
- 5/64 allen wrench
- 9/64 allen wrench
- Needle port cleaner bushing
- Fitting, 10-32, 1/4 Hex, 1/16, SS
- Ferrule

Valve features

- Rated to 483 bar (7,000 psi)
- Three alternate handle positions spaced 90 degrees apart
- Inert fluid path with low swept volume



Technical features

Type:

6 port, 2 position manual injection valve

Pressure rating:

483 bar (7,000 psi)

Port threads:

10-32 UNF-2B

Fitting type:

Cone

Dimensions:

Height: 75.9 mm (2.990 in)

Width: 34.8 mm (1.370 in)

Depth: 34.8 mm (1.370 in)

Flow passage diameters:

0.61 mm (0.024 in)

Port to port volume:

3.2 µL

Stator port volume:

0.8 µL

Seal volume:

1.7 µL

Rotor channel volume:

0.6 µL

Weight:

0.29 kg (0.63 lbs)

Operating temperature:

+4 ... +80°C (+39 ... +176°F)

Storage temperature:

-30 ... +80°C (-22 ... +176°F)

Storage humidity:

< 95% humidity, non-condensing

Switching time:

< 0,25s

Wetted materials:

Stator: Stainless steel

Rotor: Polyimide

Seal: PEEK

Compliance:

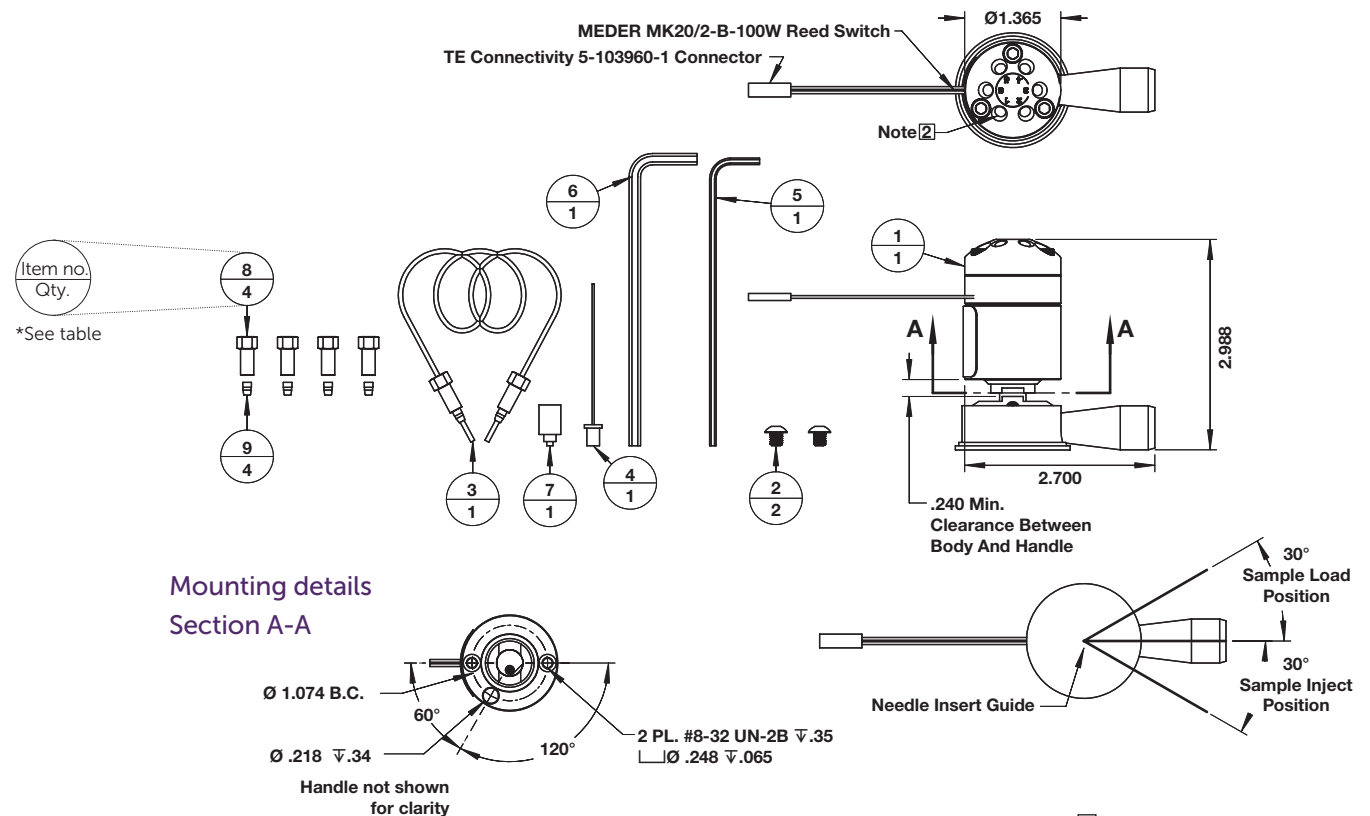
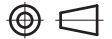
RoHS, REACH

Manual injector valve kit with accessories, VM06021SSPKPI0700-KIT

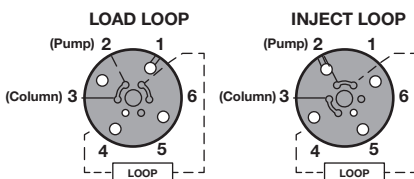
Description	Part no.	Item no.	Qty.
Manual Injector Valve	VM06021SSPKPI0700	1	1
Mounting Screws	#8-32 x 0.1875 BHS	2	2
20 µL Sample Loop Assy	AY1-00100	3	1
22 Ga. Syringe Needle	CMM-00105	4	1
5/64 Allen Wrench	CWR-00101	5	1
9/64 Allen Wrench	CWR-00102	6	1
Needle Port Cleaner Bushing	FBM-0051	7	1
Fitting, 10-32, 1/4 Hex, 1/16, SS	FBM-00050	8	4
Ferrule	FBM-00049	9	4

Dimensions

Dimensions in inches [mm]
Projection/third angle



Working cycle



Rotary shear valve part numbering

VM 06 02 1 SS PK PI 070 0-KIT *1)

Valve type	Substitute
Valve, driven	VD
Valve, manual	VM
Repair kit	RK
Number of ports	Substitute
4 ports	04
6 ports	06
8 ports	08
9 ports	09
10 ports	10
11 ports	11
12 ports	12
13 ports	13
16 ports	16
Number of positions	Substitute
2 positions	02
3 positions	03
4 positions	04
6 positions	06
8 positions	08
10 positions	10
12 positions	12
Port style	Substitute
#10-32 Cone	1
#1/4-28 Flat	2
#5/16-18 Flat	3
#1/4-28 Cone	4
#6-32 Cone	5

Valve electronics	Substitute
None	0
Driver PCB	1
Valve box	2
Rated pressure (psi)	Substitute
Undefined	000
500	005
1700	017
3900	039
5000	050
5500	055
6000	060
7000	070
Rotor material	Substitute
PEEK	PK
Stainless steel	SS
Stainless steel with DLC	SD
Ceramic	CM
PEEK blend	PB
UHMWPE	UH
Polyimide	PI
Seal material	Substitute
PEEK	PK
Stainless steel	SS
Stainless steel with DLC	SD
Ceramic	CM
PEEK blend	PB
UHMWPE	UH
Polyimide	PI
Not applicable	NA
Stator material	Substitute
PEEK	PK
Stainless steel	SS
Stainless steel with DLC	SD
Ceramic	CM
PEEK blend	PB
UHMWPE	UH
Polyimide	PI

Configurations available

Type	Operating pressure (bar)	Operating pressure (psi)	Part no. *2)
6 port, 2 position manual	483	7000	VM06021SSPKPI0700
6 port, 2 position	379	5500	VD06021SSNAPI0550
4 port, 3 position	117	1700	VD04032PKPKPK0170
8 port, 4 position	269	3900	VD08042PKPKPK0390
9 port, 8 position	117	1700	VD09082PKPKPK0170
13 port, 12 position	117	1700	VD13122PKPKPK0170
4 port shuttle valve	38	550	VD04002PKNAUH0050
Available on request:			
4 port, 2 position	269	3900	VD04022PKPKPK0390
8 port, 2 position	34	500	VD08021PKPKPK0050
Coming soon:			
VALVE BOX (6/2)	483	7000	VD06021SDNAPB0702-1
6 port, 2 position	483	7000	VD06021SDNAPB0700-1
6 port, 2 position	483	7000	VD06021SDNAPB0700-2

*2) Step Master PCB available to all models.

*1) Modifier (if needed, at the end):
 "-000" (tbd)
 "-KIT" (accessories included)